




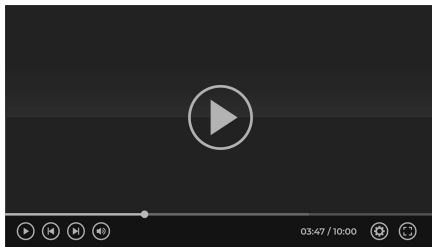
## MAX620H340S-HDS

 687 x 528 x H366 mm  
27.05 x 20.79 x H14.41 inch.

 620 x 460 x 340 mm  
24.41 x 18.11 x 13.38 inch.

 60 + 280 mm  
2.36 + 11.02 inch.

 VERSION S: 9,6 kg / 21.16 lb  
VERSION HDS: 12,06 kg / 26.58 lb



HIGH DENSITY  
CUBED FOAM  
VIDEO



**SIDE HANDLES**  
MANIGLIA LATERALE  
SU ENTRAMBI I LATI



- **WATERTIGHT SEAL AROUND LID / GUARNIZIONE ERMETICA**
- **AUTOMATIC PRESSURE RELEASE VALVE / VALVOLA AUTOMATICA DI PRESSURIZZAZIONE**
- **EASY TO OPEN DOUBLE THROW LATCHES / CHIUSURE DI SICUREZZA A DOPPIO STEP**
- **LOAD TESTED SOFT GRIP HANDLE / MANICO MORBIDO AD ALTA ERGONOMICITÀ**
- **STACKABLE INTERLOCKING SYSTEM / SISTEMA DI IMPILABILITÀ**
- **THICK BODY MATERIAL / PARETI SPESSE ANTIURTO**
- **FULLY LENGTH HINGES / CERNIERA LUNGO TUTTO IL PROFILO DELLA VALIGIA**
- **NYLON PINS, CORROSION FREE / PERNI IN NYLON ANTI CORROSIONE**
- **SCREEN PRINTING AND RESIN LABEL SPACE / SERIGRAFIA ED ETICHETTA RESINATA**
- **MATERIAL: POLYPROPYLENE COPOLYMER / MATERIALE: POLIPROPILENE COPOLIMERO**
- **LATCHES: NYLON / SERRATURE IN NYLON**
- **O-RING: POLYMER / GUARNIZIONE POLIMERO**
- **WHEELS WITH STAINLESS STEEL PIN / RUOTE CON ASSALE IN ACCIAIO INOX**


- **INTERNAL CUBIC VOLUME: 96968000 CUBIC MM - 3.424 CUBIC FEET / VOLUME: 96968000 MM CUBI**
- **VOLUME CAPACITY: 96.96 LT / CAPACITÀ: 96.96 LT**
- **PCS PER CARTON: 1 / PEZZI PER CARTONE: 1**
- **WEIGHT OF THE FULL CARTON: 11.22 KG - 24.73 LBS. / PESO DEL CARTONE: 11.22 KG**
- **MOULDING: INJECTION MOLDED / STAMPAGGIO: AD INIEZIONE**
- **RANGE TEMPERATURE: -30 / 90°C (-22 / 194°F) / RANGE DI TEMPERATURA: -30 / 90°C (-22 / 194°F)**
- **ACCESSORIES: CUBED & CONVOLUTED FOAMS / SPUGNE CUBETTATE & SPUGNE BUGNATE**

**IP67 RATING**


**ATA 300**

**MIL SPECS**


**DEF STAN 81-41  
STANAG 4280**



+



+



=



### Base foam

1 x 40 mm / 1 x 1.57 inch

### Cubed foam

2 x 55 mm + 2 x 65 mm /  
2 x 2.16 inch + 2 x 2.56 inch


### Convuluted foam

1 x 50 mm / 1 x 1.97 inch


**MAX620H340S**



+



+



=



### Base foam

1 x 40 mm / 1 x 1.57 inch

### High Density Cubed foam

2 x 55 mm + 2 x 65 mm /  
2 x 2.16 inch + 2 x 2.56 inch

### Convuluted foam

1 x 50 mm / 1 x 1.97 inch

**MAX620H340HDS**