





MAX750H280S-HDS

 816 x 540 x H306 mm
32.12 x 21.26 x H12.04 inch.

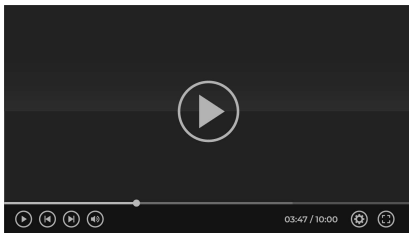
 750 x 480 x H280 mm
29.52 x 18.90 x H11 inch.

 60 + 220 mm
2.36 + 8.66 inch.

 VERSION S: 11,8 kg / 26.01 lb
VERSION HDS: 14,82 kg / 32.67 lb



SIDE HANDLES
+ LARGE FOLD DOWN HANDLE
MANIGLIA LATERALE
SU ENTRAMBI I LATI
+ MANIGLIONE PER TRASPORTO



**HIGH DENSITY
CUBED FOAM
VIDEO**

- **WATERTIGHT SEAL AROUND LID** / GUARNIZIONE ERMETICA
- **AUTOMATIC PRESSURE RELEASE VALVE** / VALVOLA AUTOMATICA DI PRESSURIZZAZIONE
- **EASY TO OPEN DOUBLE THROW LATCHES** / CHIUSURE DI SICUREZZA A DOPPIO STEP
- **LOAD TESTED SOFT GRIP HANDLE** / MANICO MORBIDO AD ALTA ERGONOMICITÀ
- **STACKABLE INTERLOCKING SYSTEM** / SISTEMA DI IMPILABILITÀ
- **THICK BODY MATERIAL** / PARETI SPESSE ANTIURTO
- **FULLY LENGTH HINGES** / CERNIERA LUNGO TUTTO IL PROFILO DELLA VALIGIA
- **NYLON PINS, CORROSION FREE** / PERNI IN NYLON ANTI CORROSIONE
- **SCREEN PRINTING AND RESIN LABEL SPACE** / SERIGRAFIA ED ETICHETTA RESINATA
- **MATERIAL: POLYPROPYLENE COPOLYMER** / MATERIALE: POLIPROPILENE COPOLIMERO
- **LATCHES: NYLON** / SERRATURE IN NYLON
- **O-RING: POLYMER** / GUARNIZIONE POLIMERO
- **WHEELS WITH STAINLESS STEEL PIN** / RUOTE CON ASSALE IN ACCIAIO INOX


- **INTERNAL CUBIC VOLUME: 100800000 CUBIC MM - 3.559 CUBIC FEET** / VOLUME: 100800000 MM CUBI
- **VOLUME CAPACITY: 100.8 LT** / CAPACITÀ: 100.8 LT
- **PCS PER CARTON: 1** / PEZZI PER CARTONE: 1
- **WEIGHT OF THE FULL CARTON: 13.85 KG - 30.53 LBS.** / PESO DEL CARTONE: 13.85 KG
- **MOULDING: INJECTION MOLDED** / STAMPAGGIO: AD INIEZIONE
- **RANGE TEMPERATURE: -30 / 90°C (-22 / 194°F)** / RANGE DI TEMPERATURA: -30 / 90°C (-22 / 194°F)
- **ACCESSORIES: CUBED & CONVOLUTED FOAMS** / SPUGNE CUBETTATE & SPUGNE BUGNATE

IP67 RATING


ATA 300

MIL SPECS


DEF STAN 81-41
STANAG 4280



+



+



=



Base foam

1 x 40 mm / 1 x 1.57 inch


Cubed foam

3 x 60 mm / 3 x 2.36 inch


Convuluted foam

1 x 55 mm / 1 x 2.16 inch


MAX750H280S



+



+



=



Base foam

1 x 40 mm / 1 x 1.57 inch

High Density Cubed foam

3 x 60 mm / 3 x 2.36 inch

Convuluted foam

1 x 55 mm / 1 x 2.16 inch

MAX750H280HDS