





## MAX750H400S-HDS

 816 x 540 x H426 mm  
32.12 x 21.26 x H16.77 inch.

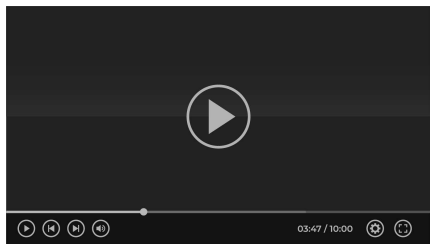
 750 x 480 x H400 mm  
29.52 x 18.90 x H15.75 inch.

 60 + 340 mm  
2.36 + 13.38 inch.

 VERSION S: 13,7 kg / 30.2 lb  
VERSION HDS: 19,48 kg / 42.94 lb



**SIDE HANDLES**  
+ **LARGE FOLD DOWN HANDLE**  
MANIGLIA LATERALE  
SU ENTRAMBI I LATI  
+ MANIGLIONE PER TRASPORTO



HIGH DENSITY  
CUBED FOAM  
VIDEO

- **WATERTIGHT SEAL AROUND LID** / GUARNIZIONE ERMETICA
- **AUTOMATIC PRESSURE RELEASE VALVE** / VALVOLA AUTOMATICA DI PRESSURIZZAZIONE
- **EASY TO OPEN DOUBLE THROW LATCHES** / CHIUSURE DI SICUREZZA A DOPPIO STEP
- **LOAD TESTED SOFT GRIP HANDLE** / MANICO MORBIDO AD ALTA ERGONOMICITÀ
- **STACKABLE INTERLOCKING SYSTEM** / SISTEMA DI IMPILABILITÀ
- **THICK BODY MATERIAL** / PARETI SPESSE ANTIURTO
- **FULLY LENGTH HINGES** / CERNIERA LUNGO TUTTO IL PROFILO DELLA VALIGIA
- **NYLON PINS, CORROSION FREE** / PERNI IN NYLON ANTI CORROSIONE
- **SCREEN PRINTING AND RESIN LABEL SPACE** / SERIGRAFIA ED ETICHETTA RESINATA
- **MATERIAL: POLYPROPYLENE COPOLYMER** / MATERIALE: POLIPROPILENE COPOLIMERO
- **LATCHES: NYLON** / SERRATURE IN NYLON
- **O-RING: POLYMER** / GUARNIZIONE POLIMERO
- **WHEELS WITH STAINLESS STEEL PIN** / RUOTE CON ASSALE IN ACCIAIO INOX


- **INTERNAL CUBIC VOLUME: 144000000 CUBIC MM - 5.085 CUBIC FEET** / VOLUME: 144000000 MM CUBI
- **VOLUME CAPACITY: 144 LT** / CAPACITÀ: 144 LT
- **PCS PER CARTON: 1** / PEZZI PER CARTONE: 1
- **WEIGHT OF THE FULL CARTON: 15.75 KG - 34.72 LBS.** / PESO DEL CARTONE: 15.75 KG
- **MOULDING: INJECTION MOLDED** / STAMPAGGIO: AD INIEZIONE
- **RANGE TEMPERATURE: -30 / 90°C (-22 / 194°F)** / RANGE DI TEMPERATURA: -30 / 90°C (-22 / 194°F)
- **ACCESSORIES: CUBED & CONVOLUTED FOAMS** / SPUGNE CUBETTATE & SPUGNE BUGNATE

**IP67 RATING**


**ATA 300**

**MIL SPECS**

DEF STAN 81-41  
STANAG 4280



+



+



=



**Base foam**

1 x 40 mm / 1 x 1.57 inch

**Cubed foam**

5 x 60 mm / 5 x 2.36 inch


**Convuluted foam**

1 x 55 mm / 1 x 2.16 inch


**MAX750H400S**



+



+



=



**Base foam**

1 x 40 mm / 1 x 1.57 inch

**High Density Cubed foam**

5 x 60 mm / 5 x 2.36 inch

**Convuluted foam**

1 x 55 mm / 1 x 2.16 inch

**MAX750H400HDS**